

ANTENNA MODEL 3144



MODEL 3144

- 80 MHz to 2 GHz Frequency Range
- Individually Calibrated
- High Gain
- Low VSWR

ETS-Lindgren's Model 3144 Log-Periodic Dipole Array (LPDA) Antenna is a standard medium gain (6 dBi) log-periodic dipole array. This log antenna enables users to measure from 80 MHz to 2 GHz in one sweep, which saves time and money by eliminating the need for antenna changes at band breaks.

In addition, the high power input capacity of the 3144 is ideal for IEC 61000-4-3 testing and applications requiring the generation of field strengths well in excess of 100 V/m. This antenna features a tough powder coat finish, which protects against scratching and abrasion better than painted or bare surfaces.

Frequency Range

The frequency range of the model 3144 is 80 MHz to 2 GHz. This makes the 3144 ideal for IEC 614000-4-3 and other immunity standards covering the frequency range. Additionally, this antenna can also be used for emission measurements.

High Gain

The 3144's design provides a balance between the shortest antenna and the highest possible gain, with a 5 dB average gain over its frequency.

Low VSWR

The choice of spacing between booms and the changing element diameter provide excellent impedance of the antenna. This translates in low VSWR.

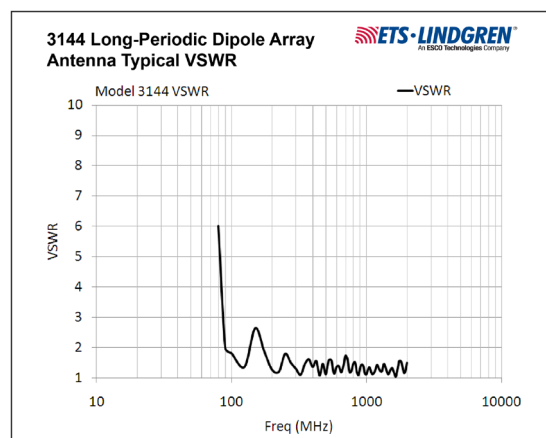
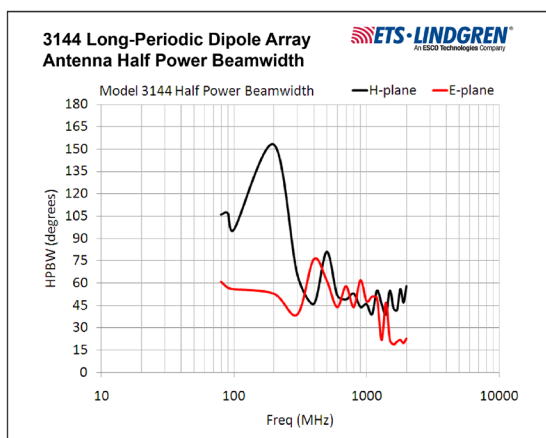
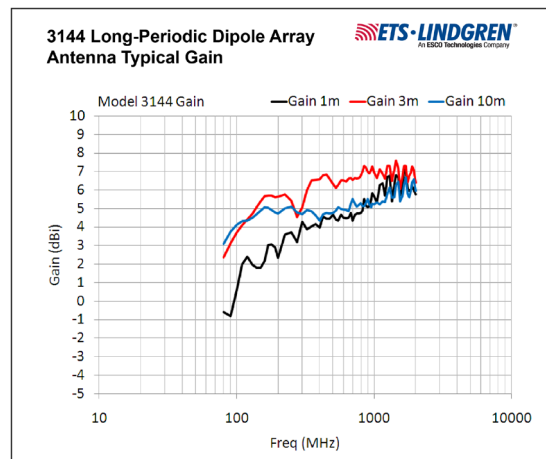
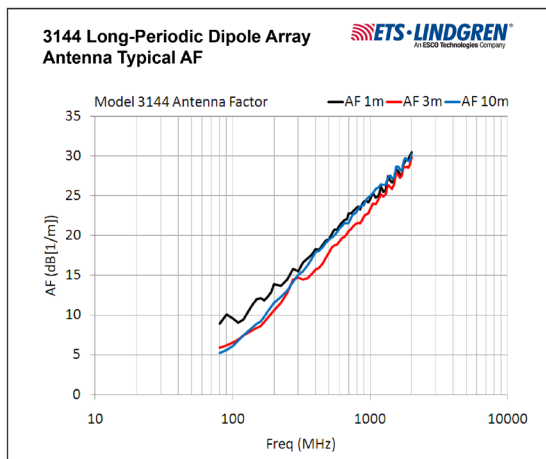
Individually Calibrated

The 3144 is individually calibrated at 10m per ANSI C63.5. This antenna also comes with a signed Certificate of Calibration Conformance.

Technical Specifications

Electrical	
Frequency Minimum	80 MHz
Frequency Maximum	2 GHz
VSWR (Average)	1.2:1
Impedance (Nominal)	50
Connectors	Type N (f)
Maximum Continuous Power	1000 W
Peak Power	2.6 kW
Pattern Type	Directional
Polarization	Linear
Physical	
Height	6.4 cm (2.5 in)
Width	213.4 cm (84.0 in)
Depth	167.6 cm (66.0 in)
Weight	4.3 kg (9.5 lb)

EMC ANTENNAS MODEL 3144



ANTENNA MODEL 3144

